



NOVUS COLLECTION

SPECIFICATION GUIDE &
PRICE LIST JANUARY 2023



NOVUS åben



åben is our newest addition to the Novus collection. Designed to be flexible and future focused, this new product provides a ready assembled unit in a slim lightweight steel frame, reducing fitting time for fast and easy assembly.

Available in single and double width units, the åben can be linked to other units to expand the system to your space requirements.

Designed to be as flexible as you need it to be with multiple coordinated elements to style and maximise storage and acoustic functionality.



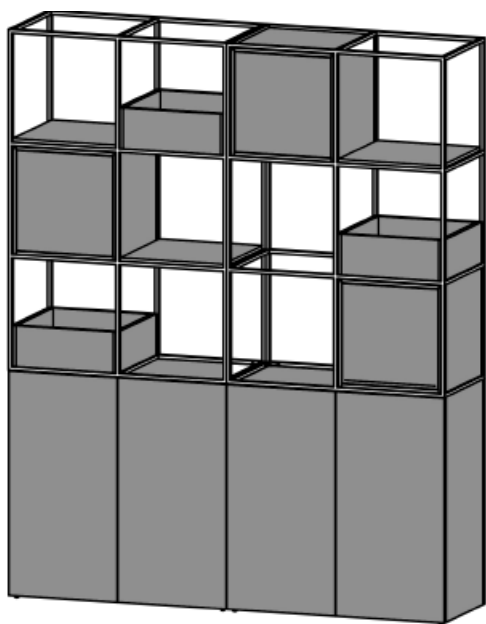
Coordinated elements available including:

- Acoustic panels
- Lockers
- Cabinets
- Base Plinths
- Shelves
- Planters
- Display boxes
- Moss panels
- Preserved foliage



NOVUS åben

Example configurations

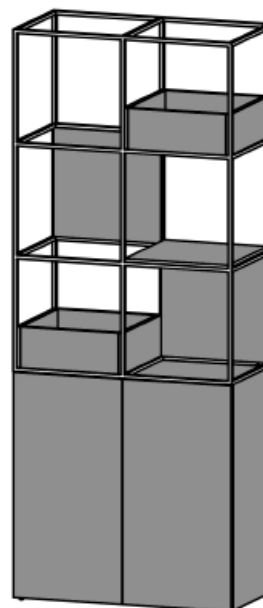


Configuration 1

1678mm x 426mm x
2090mm (w,d,h)

2 x (2x3) Frame
2 x Double Base Cabinet
3 x MFC Locker
3 x MFC Planter
3 x MFC Shelf

£3,961

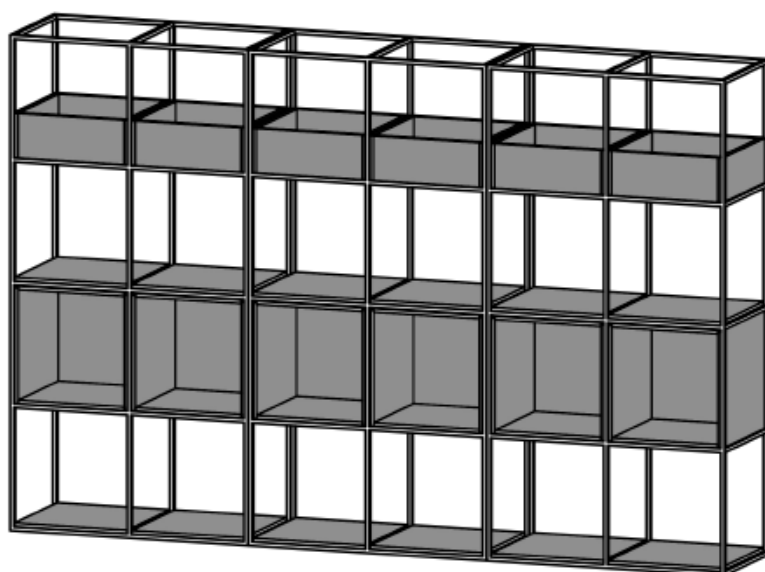


Configuration 2

839mm x 426mm x
2090mm (w,d,h)

1 x (2x3) Frame
1 x Double Base Cabinet
2 x MFC Planter
1 x MFC Shelf
2 x PET Acoustic Panel

£1,801




Configuration 3

2521mm x 426mm x
1665mm (w,d,h)

3 x (2x4) Frame
12 x MFC Shelf
6 x MFC Box Closed Back
6 x MFC Planter

£5,310



Configuration 4

1680mm x 426mm x
2078mm (w,d,h)

2 x (2x5) Frame
4 x MFC Locker
5 x MFC Planter
3 x MFC Shelf

£3,527

NOVUS åben



Step 1 - Select your steel frame configuration.

The steel construction of the Novus Collection can be built piece by piece to create your perfect configuration. Begin the process by choosing a starter bay. The maximum width is two bays wide but multiple sets can be attached together using a simple magnetic system.

[10% discount when you order 10+ of the same frame configuration]



1h x 1w

£208

426mm x 426mm x 426mm
(w,d,h)



1h x 2w

£293

839mm x 426mm x 426mm
(w,d,h)



1h x 3w

£376

1252mm x 426mm x 426mm
(w,d,h)



1h x 4w

£451

1665mm x 426mm x 426mm
(w,d,h)



1h x 5w

£538

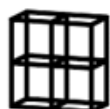
2078mm x 426mm x 426mm
(w,d,h)



2h x 1w

£293

426mm x 426mm x 839mm
(w,d,h)



2h x 2w

£422

839mm x 426mm x 839mm
(w,d,h)



2 + 1

£369

839mm x 426mm x 839mm
(w,d,h)



3h x 1w

£376

426mm x 426mm x 1252mm
(w,d,h)



2w x 3h

£563

849mm x 426mm x 1252mm
(w,d,h)



3 + 2

£505

849mm x 426mm x 1252mm
(w,d,h)



3 + 1

£441

849mm x 426mm x 1252mm
(w,d,h)


NOVUS åben



$1w + 4h$

£451


426mm x 426mm x 1665mm
(w,d,h)



$2w + 4h$

£663

839mm x 426mm x 1665mm
(w,d,h)



$4 + 3$

£624

839mm x 426mm x 1665mm
(w,d,h)



$4 + 2$

£574

839mm x 426mm x 1665mm
(w,d,h)



$4 + 1$

£517


839mm x 426mm x 1665mm
(w,d,h)



$1w \times 5h$

£538

426mm x 426mm x 2078mm
(w,d,h)



$2w \times 5h$

£786

839mm x 426mm x 2078mm
(w,d,h)



$5 + 4$

£742

839mm x 426mm x 2078mm
(w,d,h)



$5 + 3$

£691

839mm x 426mm x 2078mm
(w,d,h)



$5 + 2$

£650

839mm x 426mm x 2078mm
(w,d,h)



$5 + 1$

£604


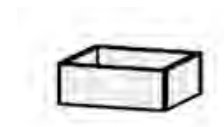








839mm x 426mm x 2078mm
(w,d,h)

NOVUS åben



Step 2 - Select your MFC inserts.

Lightweight, stain and scratch resistant our MFC inserts are available in a range of colours and finishes to suit your environment. Whether your Novus system is to be used for display, acoustics or locking away or storing valuables we have a solution to fit.

	MFC Shelf Garnica Plywood option	£44 £110		MFC Planter Garnica Plywood option	£155 £322
	MFC Box Open Back Garnica Plywood option	£181 £443		MFC Box Closed Back Garnica Plywood option	£200 £538
	MFC Locker Garnica Plywood option	£262 £696		MFC Locker with Key Lock Garnica Plywood option	£415 £850
	MFC Locker with Combination Lock Garnica Plywood option	£454 £731		PET Acoustic Panel	£79
	PET Acoustic Back Panel for Closed Back Box	£42		MFC Closed Back Box with PET Back Panel	£220



NOVUS åben

Step 3 - Select your your Base Unit.
If you require your steel frame to sit on a base unit cabinet or plinth we have the following options available.



Single Base Cabinet £468
Garnica Plywood option £1,025



Double Base Cabinet £726
Garnica Plywood option £1,488



Single Plinth £158
Garnica Plywood option £364



Double Plinth £207
Garnica Plywood option £467



PERSONALISE



Finishes

We have hand-picked a selection of finishes to give your Novus Collection a contemporary look and feel. Further fabrics, colours and finishes are available upon request.

Steel Frame

Available in our standard finishes or any RAL colour upon request.



White
Textured
Powdercoat

Cashmere
Textured
Powdercoat

Black
Textured
Powdercoat

Raw Steel
Smooth
Clear Lacquer

MFC Cabinets & Inserts

Available in our standard finishes or let us know if you have a special request. All finishes have a matching edgeband.



Light Acacia

Light Oak

Walnut

Rustic Oak

Black Oak

Grey Oak

Maple Ply Effect



Stone Grey

Demin Blue

Cashmere Grey

Indigo Blue



Lava Grey

Fjord Green

Porcelain White

Graphite Grey



Premium White

Black



Plywood Effect
Edge

Poplar Plywood Cabinets & Inserts


Available in our standard clear lacquer finish.



Poplar Plywood

PET Acoustic Panels

Please enquire for available colours.



Charcoal

Silver Grey

Desert Sand

Cream

NOVUS original



Manufactured from steel, Novus is a stable, sturdy system with a choice of interchangeable colour options.

Each freestanding unit can be specified up to 2160mm tall to create a room-within-a-room environment with wooden, moss and acoustic panels adding privacy where required.

The structural strength supports the furniture elements as well as design details such as 'windows' and bridging sections. Novus can be readily repurposed, reconfigured and extended to accommodate evolving requirements. Clever touches include the interchangeable bracket enabling shelves to be positioned proud or flush to the metal supporting grid.

Coordinated elements available including:

- Worksurfaces
- Lockers
- Shelves
- Planters
- Display units
- Storage cupboards
- AV units
- Lighting
- Seating
- Moss panels
- Preserved foliage



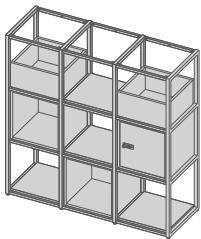
NOVUS original



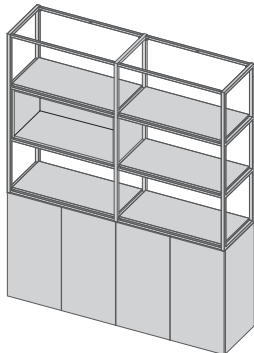
Bespoke Capabilities

Novus applications are only limited to your imagination. The system can be as compact or as extensive as you need it to be. Our manufacturing expertise means that we can adapt the standard modules to suit your needs entirely.

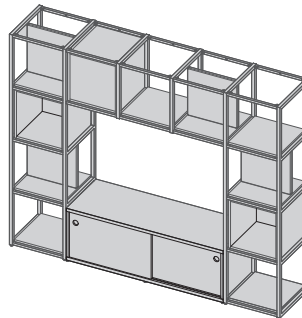
Example Configurations



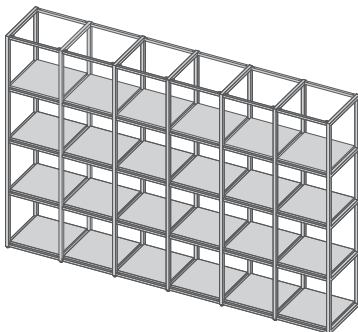
Configuration 1
1300mm x 450mm x 1310mm
(w,d,h)
£poa



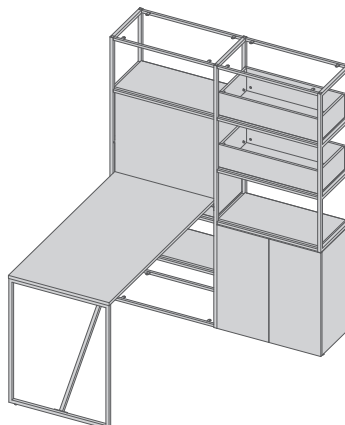
Configuration 2
1725mm x 450mm x 2160mm
(w,d,h)
£poa



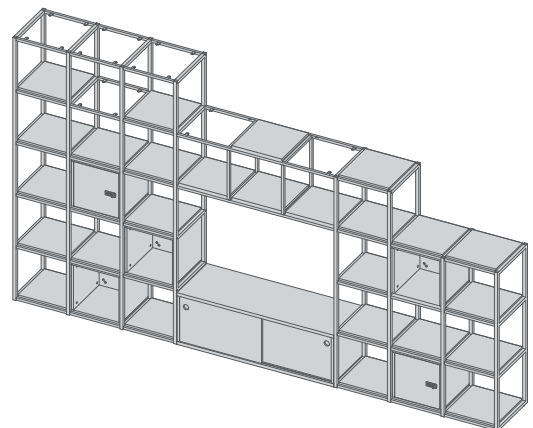
Configuration 3
2150mm x 450mm x 1735mm
(w,d,h)
£poa



Configuration 4
2575mm x 450mm x 1735mm
(w,d,h)
£poa



Configuration 5
1725mm x 1650mm x 2160mm
(w,d,h)
£poa



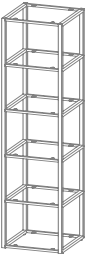
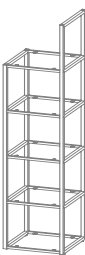

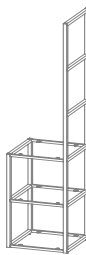

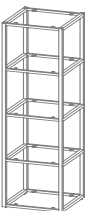
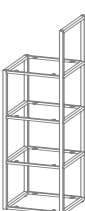




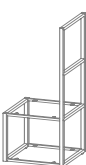
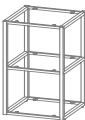
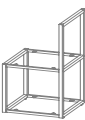

Configuration 6
3850mm x 450mm x 2150mm
(w,d,h)
£poa

NOVUS original



Build it Starters

The steel construction of the Novus Collection can be built piece by piece to create your perfect configuration. Begin the process by choosing a starter bay.

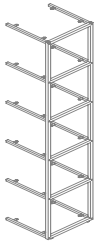
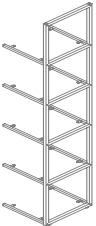
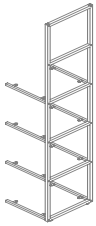

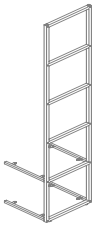
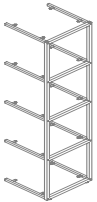


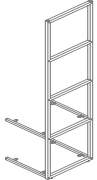
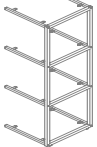
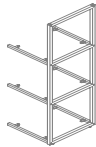
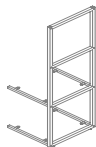
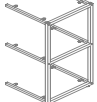
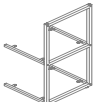

Heights	Start Bays				
	5 High	4 - 5 High	3 - 5 High	2 - 5 High	1 - 5 High
2160 mm					
	Single: £875 Double: £991	Single: £793 Double: £890	Single: £712 Double: £789	Single: £630 Double: £688	Single: £509 Double: £548
	4 High	3 - 4 High	2 - 4 High	1 - 4 High	
1735 mm					
	Single: £778 Double: £875	Single: £696 Double: £774	Single: £614 Double: £673	Single: £494 Double: £533	
	3 High	2 - 3 High	1 - 3 High		
1310 mm					
	Single: £680 Double: £758	Single: £599 Double: £657	Single: £478 Double: £517		
	2 High	1 - 2 High			
885 mm					
	Single: £583 Double: £642	Single: £463 Double: £502			
	1 High				
460 mm					
	Single: £408 Double: £447				

Single Width
450mm x 450mm (w,d)
Double Width
875mm x 450mm (w,d)

NOVUS original



Build it Add-ons
Choose Add-on bays as required.

Heights	Add-on / End Bays				
	5 High	4 - 5 High	3 - 5 High	2 - 5 High	1 - 5 High
2160 mm					
	Single: £636 Double: £752	Single: £570 Double: £667	Single: £503 Double: £581	Single: £437 Double: £496	Single: £371 Double: £410
	4 High	3 - 4 High	2 - 4 High	1 - 4 High	
1735 mm					
	Single: £554 Double: £651	Single: £488 Double: £566	Single: £422 Double: £480	Single: £356 Double: £395	
	3 High	2 - 3 High	1 - 3 High		
1310 mm					
	Single: £472 Double: £550	Single: £406 Double: £465	Single: £340 Double: £379		
	2 High	1 - 2 High			
885 mm					
	Single: £391 Double: £449	Single: £325 Double: £364			
	1 High				
460 mm					
	Single: £270 Double: £309				
<div>Single Width 450mm x 450mm (w,d) Double Width 875mm x 450mm (w,d)</div>					

NOVUS original

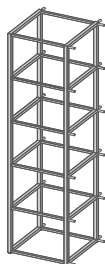


Build it Corners

Corner bays can be added to enhance your design.

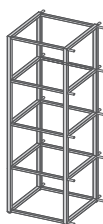
Corner Bays

5 High



£972

4 High



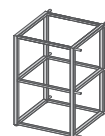
£875

3 High



£778

2 High



£680

1 High



£486

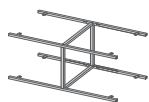


NOVUS original

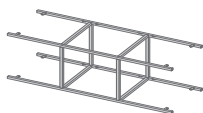


Bridging Units

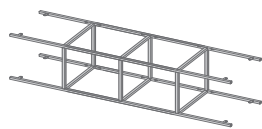
Top Bridging Unit



Double Bridge
825mm x 450mm x 450mm
(w,d,h)
£505



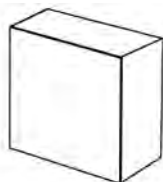
Triple Bridge
1250mm x 450mm x 450mm
(w,d,h)
£583



Quad Bridge
1675mm x 450mm x 450mm
(w,d,h)
£661

Media Insert

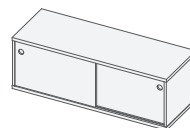
MFC with 2mm ABS edging



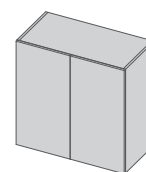
Media Insert with removable back
825mm x 450mm x 825mm
(w,d,h)
£468

Storage

MFC with 2mm ABS edging



Low Storage Cupboard with Sliding Doors (Double)
800mm x 450mm x 450mm
(w,d,h)
£562



Tall Storage Cupboard with push to open Door (single)
450mm x 450mm x 848mm
(w,d,h)
£412

Low Storage Cupboard with Sliding Doors (Triple)
1250mm x 450mm x 450mm
(w,d,h)
£824

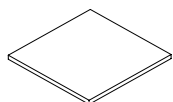
Tall Storage Cupboard with push to open Doors (Double)
800mm x 450mm x 848mm
(w,d,h)
£524

Shelf Fittings

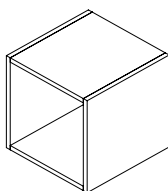
Shelves & Inserts

MFC with 2mm ABS edging

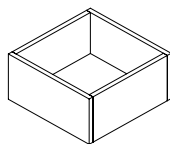
Also available in Wood Grain MFC and Plywood - please contact us for pricing



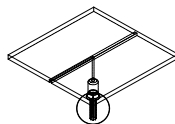
Single Shelf
400mm x 400mm x 18mm
(w,d,h)
£30



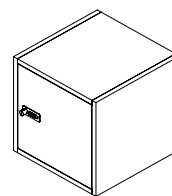
Single Display Box
400mm x 400mm x 400mm
(w,d,h)
£150



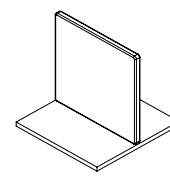
Single Planter
400mm x 400mm x 203mm
(w,h)
£131



Single Light Unit
400mm x 400mm x 18mm
(w,d,h)
£322



Single Box with Door
400mm x 400mm x 400mm
(w,d,h)
£225



Single Shelf with Acoustic Panel
400mm x 400mm x 398mm
(w,d,h)
£220

Double Shelf
800mm x 400mm x 18mm
(w,d,h)
£43

Double Display Box
800mm x 400mm x 400mm
(w,d,h)
£225

Double Planter
800mm x 400mm x 203mm
(w,d,h)
£206

Double Light Unit
800mm x 400mm x 218mm
(w,d,h)
£623

Single Box with Door & Lock
400mm x 400mm x 400mm
(w,d,h)
£241

Triple Shelf
1200mm x 400mm x 18mm
(w,d,h)
£56

Triple Display Box
1200mm x 400mm x 400mm
(w,d,h)
£300

Triple Planter
1200mm x 400mm x 203mm
(w,d,h)
£262

Triple Light Unit
1200mm x 400mm x 18mm
(w,d,h)
£929

Single Box with Door & Combination Lock
400mm x 400mm x 400mm
(w,d,h)
£277

Single Display Box With no back
400mm x 400mm x 400mm
(w,d,h)
£131

Note: Priced as standard MFC. Prices are also available in woodgrain MFC and birch plywood

NOVUS original



Expand it

Tables



Sitting Height Tables with 18mm Top
800mm x 1000mm x 750mm
(w,d,h)
£855

800mm x 1200mm x 750mm
(w,d,h)
894

800mm x 1400mm x 750mm
(w,d,h)
£933

800mm x 1600mm x 750mm
(w,d,h)
£972



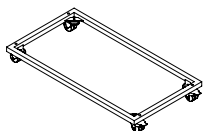
Poseur Height Tables with 18mm Top
800mm x 1000mm x 1040mm
(w,d,h)
£855

800mm x 1200mm x 1040mm
(w,d,h)
£894

800mm x 1400mm x 1040mm
(w,d,h)
£933

800mm x 1600mm x 1040mm
(w,d,h)
£972

Mobile

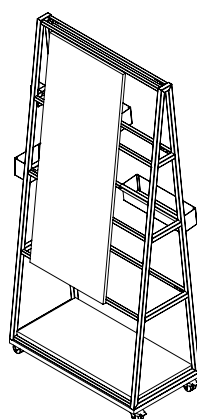


Castor Frames

2 Wide Castor Frame
£292

3 Wide Castor Frame
£447


4 Wide Castor Frame
£603



Easel

Easel Frame with Wipe Board
£1,128
Pen Pot
£39
Large Planter
£78
Small Planter
£62

Wipe Boards



Dry Wipe Panels

2 High x 2 Wide
Includes hanging brackets
£408

Base Plinths

150mm high, 3 wide
£562

150mm high, 4 wide
£674

150mm high, 5 wide
£786

* Price for Camira Blazer or equivalent.
Frame available in Black, White or Silver only.

PERSONALISE



Finishes

We have hand-picked a selection of finishes to give your Novus Collection a contemporary look and feel. Further fabrics, colours and finishes are available upon request.









Steel Frame

Available in any RAL colour. Other colours and finishes available upon request.




			
Blackened Steel	Black (Matt) RAL 9005	White RAL 9016	Clear Powdercoat

Wooden Elements

MFC as standard. Plywood and Veneer POA.





			
Oak	Urban Oak	Maple	White
			
Slate Grey	Ceramic Red	Dusk Blue	Black

Edging

	Oak 2mm ABS
	Ply Please contact us for prices
	Matching ABS to any standard finish

Fabrics

Camira Synergy as standard. Other fabrics and colours available upon request.

			
Mutual LDS84	League LDS50	Regard LDS54	Pair LDS31

Cannot find what you are looking?

Novus has been designed as a flexible modular system. Using the standard modules we can create any configuration in any finish, tailored to your specific needs. Talk to one of our designers today.

NOVUS trellis & canopy



Trellis is a 2D version of the Novus system, which forms a space dividing structure.

- 2D grid design
- No intrusive feet are necessary as the design works with a sturdy linking mechanism and levelers.
- Same robust square 25mm x 25mm steel tubing as Novus to create the grid frame work
- Modular and configurable, from 3-by-3 square, up to 5-by-5 square
- Links on to Novus system or to other Novus trellis
- Dress with various types of panel: acoustic, glazed, moss.
- Accessories can be hung from the trellis such as wipe boards, notice boards and picture frames creating a multi-function 'wall'.

£POA

Canopy is a ceiling structure, which can be linked onto Novus or the slimmer Novus Trellis.

- Robust 50mm x 25mm steel tubing frame work is used to create ceiling cross frames, which can house louvres if required.
- Recycled PET acoustic louvre panels attach to the Novus steel frame work to create a comforting acoustic space
- The canopy can be up to 3m in width –with no limits to the length when supported by Novus or Novus Trellis
- The canopy only needs to be linked two sides
- Accessories includes curtains, lighting and preserved foliage

£POA



NOVUS a-zone collaborative bench




**Built for today's inclusive workplace.
Encouraging ergonomic movement and
a team-working environment.**

Novus A-Zone cradles the collaboration work zone, bringing style and functionality together. Suitable for individual and team-working, with a generous surface area and desktop power options, the Novus A-Zone adapts to changing demands.

Ensuring a fully inclusive workspace, the Novus A-Zone height settable option provides access and comfort for all users.

The height adjustable Novus A-Zone brings ergonomic comfort, with the option of pre-settable controls. Further comfort is guaranteed with an option of a Fenix worktop, soft to the touch and scratch resistant.



NOVUS a-zone collaborative bench



Height Settable –
Sitting Height



Fixed Height –
Standing Height

Height
Adjustable



Dimensions:
Settable to 720mm, 740mm or 760mm high
L x W (mm)

	MFC	Fenix
2400 x 1200	£8,085	£9,188
3000 x 1200	£8,486	£9,588
3600 x 1200	£12,998	£14,101
2400 x 1500	£8,453	£10,658
3000 x 1500	£10,323	£12,344
3600 x 1500	£14,101	£16,857

Dimensions:
L x W x H (mm)

	MFC	Fenix
2400 x 1200 x 1100	£8,085	£9,188
3000 x 1200 x 1100	£8,486	£9,588
3600 x 1200 x 1100	£12,998	£14,101
2400 x 1500 x 1100	£8,453	£10,658
3000 x 1500 x 1100	£10,323	£12,344
3600 x 1500 x 1100	£14,101	£16,857

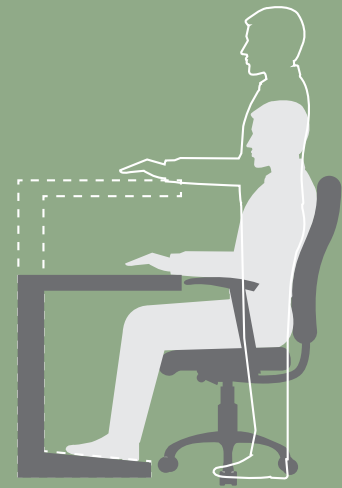
Dimensions:
L x W x H (mm)

	MFC	Fenix
2400 x 1200 x 680-1240	£10,290	£11,477
3000 x 1200 x 680-1240	£10,691	£11,878
3600 x 1200 x 680-1240	£15,203	£16,391
2400 x 1500 x 680-1240	£10,658	£12,580
3000 x 1500 x 680-1240	£11,426	£14,266
3600 x 1240	£15,938	£18,779

NOTE: External height of the A-Zone frame is 2000mm. All worktops are 25mm less than overall length. Individual height adjustable workstations are also available, contact us for details.

Novus A-Zone Features

Inclusive Workspace	Fully inclusive options. Both the height adjustable and the height settable A-Zone benches, meet standards BS.EN.527-1 Office Furniture and BS.EN.8300-2 Accessible & Inclusive Built Environment.
Workspace Coordination	Part of the Novus range, using the same materials, manufacturing processes and design concept, the A-Zone can be used as part of the range or a stand-alone collaborative bench.
Design Aesthetics	A-frame end supports have been designed so all table options suite together in the same workspace.
Open or Privacy	Two sizes of mesh panels have been developed to provide the option of partially or fully closing the A-frame end supports for privacy and modern aesthetics.
Easy fit accessories	All accessories have been designed to easily hook on and off, securely fixing without tools, to quickly and easily change the style.
Biophilic workplace	Accessories include planters to bring biophilic properties into the work environment, helping to create a colourful workplace.
Integrated cross gantry cabling	Cable management has been incorporated into the design to provide additional light source, ideal for intense work.
Cable management	The cable beam is integral to the structure of the A-Frame, designed with clean lines as a cable free table, or allows fixings for a mesh cable tray.
Utilising space	End frame wipe boards are available in ½ and full panel sizes to further assist with collaboration and team working.
Linak actuator	Market leading Linak DL6 4-way sync actuator powers the height adjustable mechanism for smooth and quiet movement, enabling height tolerance 680-1240mm.
Height adjustment controller	The height adjustment is controlled by CDB6S an easy to use highly sensitive control paddle with soft stop/start. Eco friendly low consumption when on standby mode.



Accessories:

Power module Vertical (single power with twin USB) CE approved	£463
Power module Horizontal (single power with twin USB) CE approved	£506
Lights (Edison style each)	£175
Lighting for 2400mm (LED strip)	£613
Lighting for 3000mm (LED strip)	£1,138
Lighting for 3600mm (LED strip)	£1,225
Height Adjustable 3 reference controller	£123
Height Adjustable pre-settable controller	£331
Wire mesh panel ½ panel bottom	£276
Wire mesh panel full panel – 530w x 1862h	£551
Wipe board ½ panel - 1368x537mm	£367
Wipe board full panel - 1874x537mm	£531

Hook on/hook off accessories:

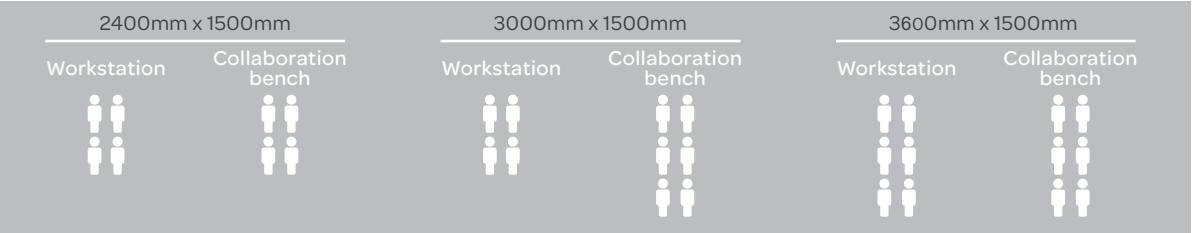
Worktop mesh cable tray 2400mm	£110
Worktop mesh cable tray 3000mm	£125
Worktop mesh cable tray 3600mm	£136
Mesh planter for gantry 2400mm	£110
Mesh planter for gantry 3000mm	£125
Mesh planter for gantry 3600mm	£136
Steel planter small - 50x50x100mm	£37
Steel planter medium - 175x100x100mm	£55
Steel planter large - 400x100x100mm	£74
Preserved foliage gantry 2400mm pack	£1,623
Preserved foliage gantry 3000mm pack	£1,892
Preserved foliage gantry 3600mm pack	£2,434
Preserved foliage small planter pack	£11
Preserved foliage medium planter pack	£41
Preserved foliage large planter pack	£88



NOVUS a-zone collaborative bench




Seating Guide:



Steel Frame


An extensive option of powder coated colours are available for the framework, please enquire



Blackened Steel



Black (Matt)
RAL 9005



White
RAL 9016



Clear Lacquer

Clear lacquer also known as raw finish, showing manufacturing marks, blemishes and welding burns, creating an authentic industrial look.

Bench Top

MCF Board - MFC as standard.
Plywood and Veneer POA.



Black



Bleached oak



Light grey



Maple



Natural Oak



White




Shorewood



Walnut


Fenix - Nanotechnology. Soft touch, anti fingerprint, thermal healing micro scratches




White



Light Grey



Black



Dark Grey

An extensive option of colours are available in MFC and Fenix worktops, please enquire

Edging

Standard colours of board edging to match or contrast are available

Optional Extras



PLY
2mm clear acrylic edging with a wood effect backing +£5%

Cannot find what you are looking for?

Novus A-Zone has been designed with standard components which allow for bespoke adaptations and additions. Talk to one of our designers to see how tailored finish and sizing can meet your specific needs.

IMPORTANT INFORMATION



Inclusive: Wheelchair suitable.



Sustainable: Steel is one of the world's most recycled materials, and among the easiest materials to reprocess, as it can be separated magnetically from the waste stream. Our Steel content is in excess of 56% recycled. Egger MFC is manufactured to EN 312 and EN 14322 and FSC accredited. Fenix NTM is certified to NSF, and CE marked for interior building applications. It is also FSC accredited. Fenix is applauded for its durability, thereby providing product longevity. Both MFC and Fenix are popular in the reuse and repurpose streams, eliminating energy consumption by recycling. Planting: real plants, preserved in non environmentally harmful process, compostable at the end of life.

Note: All prices are retail and subject to trade discount. Pricing is ex works, if you would like a quote for delivery or delivery and installation, please do contact us.



Frem Group
Concept House
Upton Valley Way East
Pineham Business Park
Northampton
NN4 9EF

London Showroom
84 Clerkenwell Road
London
EC1M 5RF



+44 (0) 1604 756 567
info@fremgroup.co.uk
FREM.CO.UK

